



Education and Culture DG

Lifelong Learning Programme

European Strategies of Implementing ICT in Teaching Foreign Languages (through games)

LESSON PLAN

(An adaptation of the game 'Uncle Zambur Zumbur')

Name: Ebru Erođlu

School: Yeşilöz ilköğretim Okulu

Date: March 22th

Time of lesson: from 09.00- 09.40

Class: 6th grade

Level : elementary

No. of students: 11

Lesson Objectives:

- To lead learners to review some occupations and their equipment.
- To have fun while learning
- To use ICT as a successful tool when learning

Assumptions:

Students are familiar with some common adjectives.

Anticipated problems:

Students might find difficult to pronounce the occupations they are to come across for the first time while searching on the net.

Materials:

- internet
- *Zambur Zumbur* software

Activity 1- Searching for occupations on the net

Aim:


1.To lead learners to review some occupations and their equipment.



Procedures:

1. Students search for occupations and find the English equivalents

OCCUPATIONS







Interaction: Timing:

S-S 10'

T-S

Activity 2

Aims:

- To have fun while learning
- To use ICT as a successful tool when learning

Procedures:

1. Students match the occupations with their equipment on the software. They match the items and press finish button and review the quiz. It will show their mistakes and correct answers.

Here are the items to be matched

crash helmet _____ motorcyclist

handcuffs _____ policeman

pin _____ dressmaker

saw _____ carpenter

rifle _____ soldier

hose _____ fireman

tractor _____ farmer

comb _____ barber

board _____ teacher

palette _____ artist

whistle _____ referee

stethoscope _____ doctor

mail _____ postman

spanner _____ mechanic

sleepingbag _____ camper

Interaction Timing

S-T 10'

T-S

Homework assignment: I want you to create a document involving some multiple choice questions about jobs and their equipment.